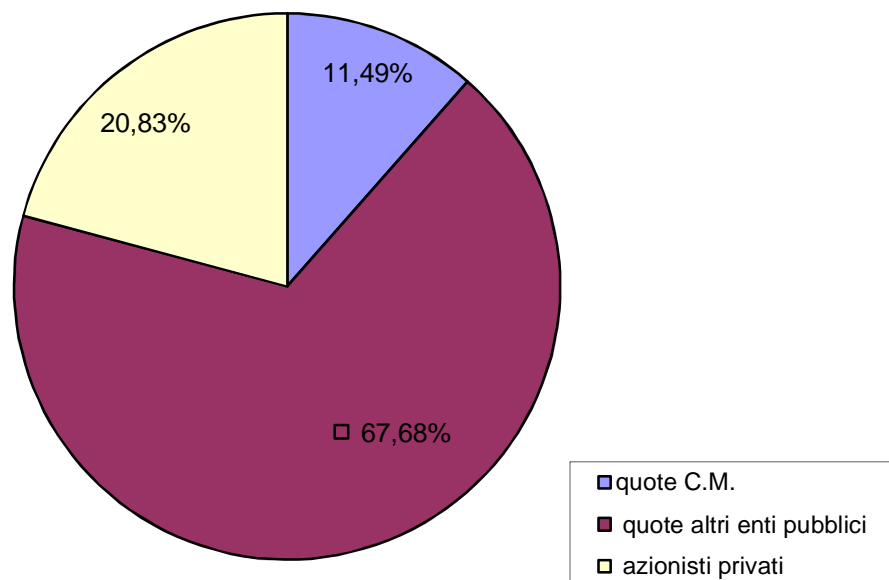


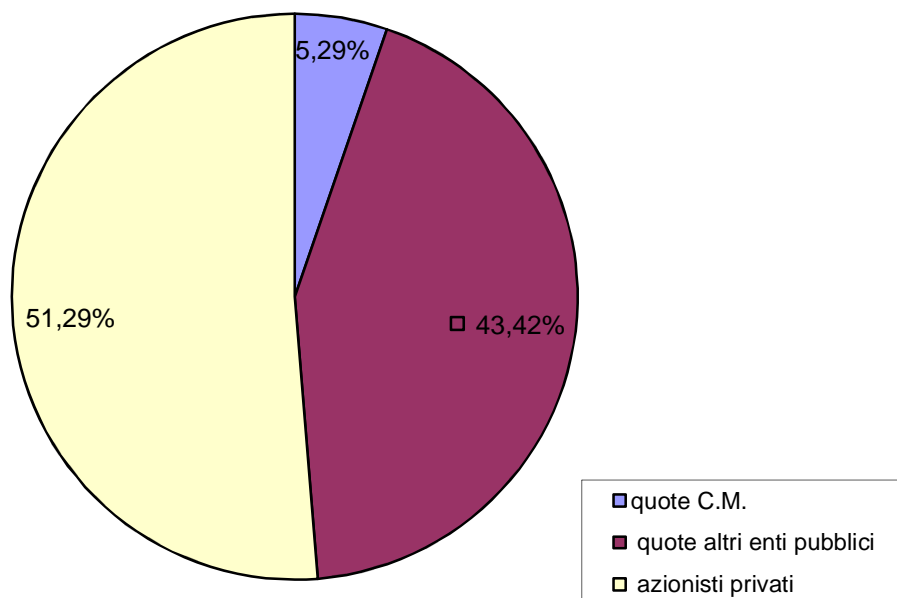


| Denominazione  | quote C.M. | quote altri<br>enti<br>pubblici | quote<br>privati | totale  |
|--|------------|---------------------------------|------------------|---------|
|  |            |                                 |                  |         |
|  |            |                                 |                  |         |
| S.I.L. Soggetto Intermediario Locale Appennino Centrale    | 11,49%     | 67,68%                          | 20,83%           | 100,00% |
|  |            |                                 |                  |         |
| Consorzio Urbino e il Montefeltro - Soc. Consortile a r.l. | 5,29%      | 43,42%                          | 51,29%           | 100,00% |
|  |            |                                 |                  |         |
| Montefeltro Sviluppo Soc. Consortile a r.l.                | 9,41%      | 39,30%                          | 51,29%           | 100,00% |
|  |            |                                 |                  |         |
| Marche Multiservizi - Spa                                  | 2,93%      | 49,92%                          | 47,15%           | 100,00% |

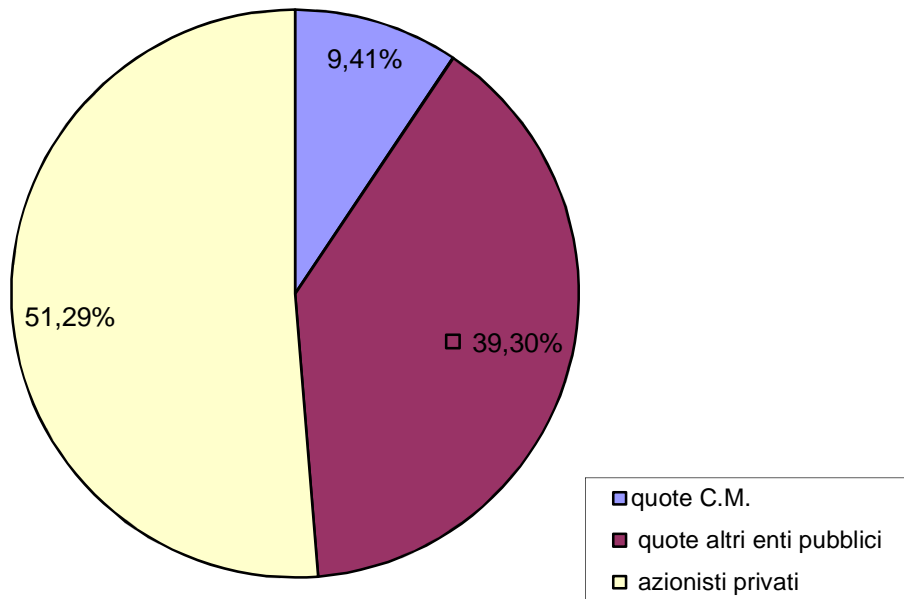
**S.I.L. Soggetto Intermediario Locale Appennino Centrale - Soc. Consortile a r.l.**



**Consorzio Urbino e il Montefeltro - Soc. Consortile a r.l.**



**Montefeltro Sviluppo Soc. Consortile a r.l.**



**Marche Multiservizi - Spa**

